



Task 1: Pie Chart FAQs

Aim: This section answers commonly asked questions about giving a good answer to a pie chart question in Task 1.

Problems: Many candidates write about every detail in a pie chart in a list format. This means that their sentence structure is very limited and they can't get more than a Band 5.

Are pie chart questions more difficult than other Task 1 questions?

No, not really - they might appear more complicated visually because of the way they represent information and also because pie charts are normally in questions with more than 1 set of data, but they are no more difficult (or easy!) than other Task 1 questions.

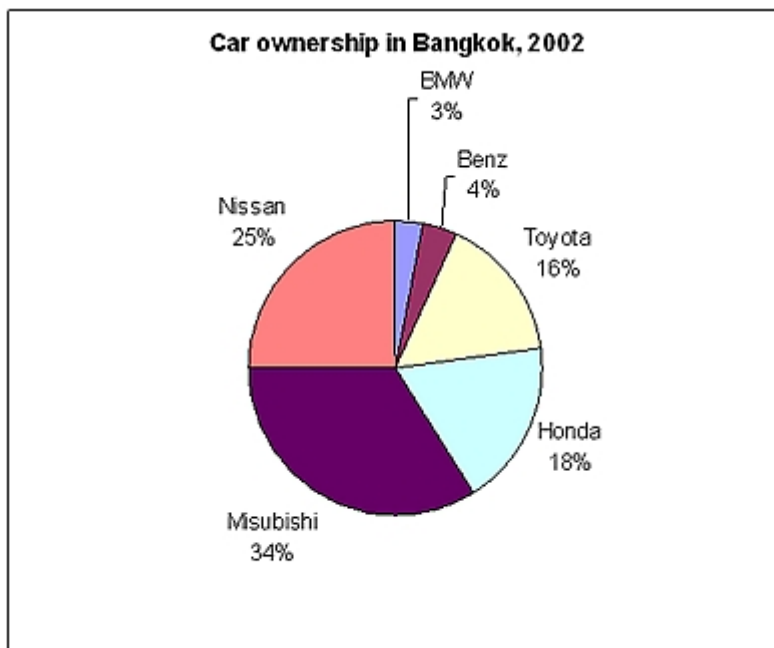
Do I have to include all of the information in a pie chart?

No, you don't. Pie charts often have categories such as 'miscellaneous' and 'others'; you don't have to include these areas in your answers because it's not really clear what they refer to and they are normally included just to make up 100%. Also, writing "...in addition miscellaneous accounted for 7% of all car sales..." doesn't really make any sense.

How should I organize my answer...

i) If there's only 1 pie chart?

It's probably best to look for 2 or 3 groups within the chart, for example: small / medium / large. Take a look at the chart below:

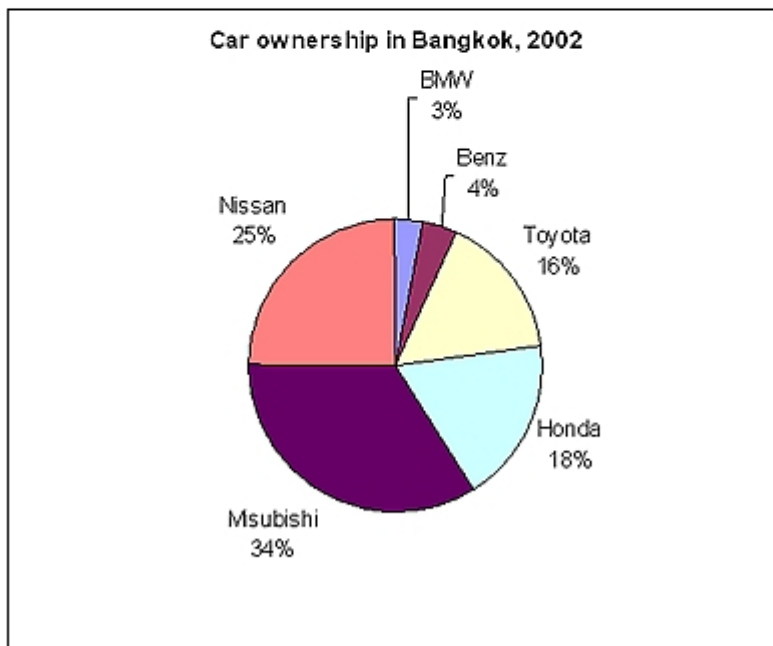
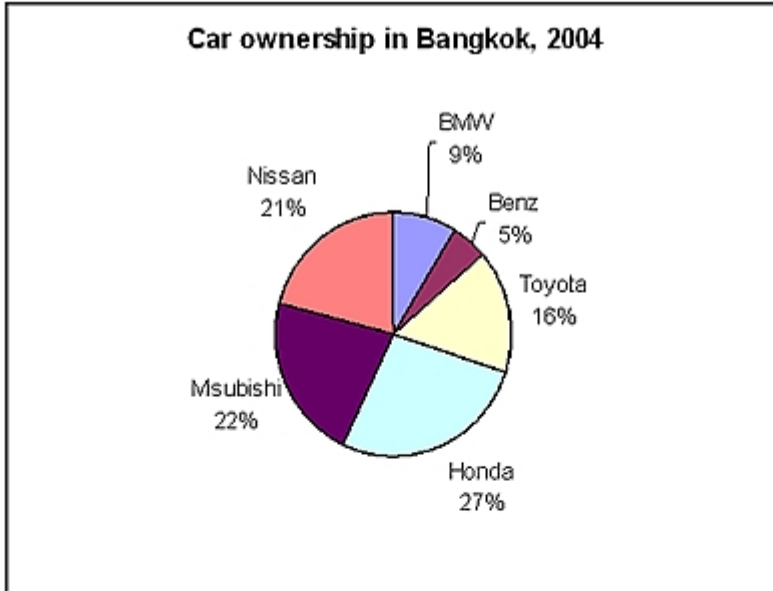


In this chart you can put BMW and Benz into the 'small' group, Toyota and Honda into the 'medium' group and Nissan and Mitsubishi into the 'large' group.



ii) If there are 2 pie charts?

If there are 2 charts that are related, then you should compare them. Look at the example below:



Here, you can compare between car makes that increased (BMW and Honda), the ones that decreased (Mitsubishi and Nissan) and those that remained stable (Benz and Toyota).



If you get 2 pie charts that are not related, deal with them separately in 2 paragraphs - don't try to compare or you could get into a mess.

iii) If there is a pie chart and another kind of chart or table?

The same as above: if they are related, then try to compare them, but if they are not then deal with them separately.

There is no Answer Key for this worksheet.

For more IELTS strategies visit:

Listening : http://www.ieltstips.com/ielts_test_strategies/listening_test_strategies/listening_test_strategies.html

Reading : http://www.ieltstips.com/ielts_test_strategies/reading_test_strategies/reading_test_strategies.html

Writing : http://www.ieltstips.com/ielts_test_strategies/writing_test_strategies/writing_test_strategies.html

Speaking : http://www.ieltstips.com/ielts_test_strategies/speaking_test_strategies/speaking_test_strategies.html